

First Eagle Global Equity ETF

Average Annual Returns as of 31-Mar-2026

	YTD	1 Year	Since Inception	Gross Expense Ratio ¹	Net Expense Ratio ¹	Inception Date
First Eagle Global Equity ETF (FEGE) NAV	1.14%	25.95%	26.92%	0.79%	0.50%	19-Dec-2024
First Eagle Global Equity ETF (FEGE) Market	2.11%	26.68%	27.91%	0.79%	0.50%	19-Dec-2024
MSCI World Index	-3.57%	18.90%	13.17%	-	-	-

1. First Eagle Investment Management, LLC (the "Adviser") has contractually agreed to waive and/or reimburse certain fees and expenses so that the total annual fund operating expenses (excluding Acquired Fund Fees and Expenses ("AFFE"), brokerage commissions, extraordinary items, interest or taxes) ("annual operating expenses") is limited to 0.50% of the Fund's average daily net assets. These contractual limitations are in effect until 31-Dec-2026, and may not be terminated prior to that date without the approval of the Board of Trustees (the "Board") of The RBB Fund Trust (the "Trust").

Portfolio Management

Matthew McLennan, CFA

Julien Albertini

Manish Gupta

Adrian Jones

Portfolio Characteristics

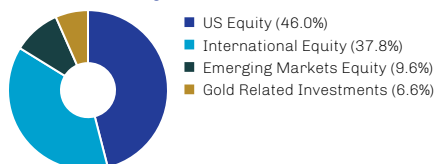
Inception	19-Dec-2024
Net Assets	\$1.54B
Shares Outstanding	33,030,000
Number of Holdings	94
Weighted Avg. Market Cap	\$248,587MM
Median Market Cap	\$46,618MM
Price/Earnings Ratio	17.68
Price to Book	2.30
Active Share	90.12%

Top Ten Holdings

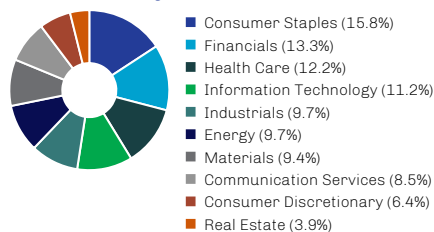
British American Tobacco p.l.c.	2.7%
Alphabet Inc. Class C	2.5%
Samsung Electronics Co., Ltd.	2.4%
Becton, Dickinson and Company	2.4%
HCA Healthcare Inc	2.0%
SLB Limited	2.0%
Meta Platforms Inc Class A	1.9%
Imperial Oil Limited	1.8%
LVMH Moet Hennessy Louis Vuitton SE	1.8%
Prosus N.V. Class N	1.7%

Total as % of Net Assets 21.1%

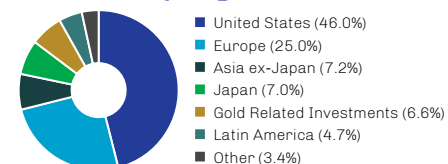
Allocation by Asset Class



Allocation by Sector



Allocation by Region



Portfolio holdings are subject to change and should not be considered a recommendation to buy, hold or sell securities. Current and future portfolio holdings are subject to risk. Percentages may not sum to 100% due to rounding.

The performance data quoted herein represent past performance and do not guarantee future results. Market volatility can dramatically impact the Fund's short-term performance. Current performance may be lower or higher than figures shown. The investment return and principal value will fluctuate so that an investor's shares, when redeemed, may be worth more or less than their original cost. Past performance data through the most recent month-end are available at www.firsteagle.com.

Investments are not FDIC insured or bank guaranteed and may lose value.

Risks

All investments involve the risk of loss of principal.

There are risks associated with investing in securities of foreign countries, such as erratic market conditions, economic and political instability and fluctuations in currency exchange rates. These risks may be more pronounced with respect to investments in emerging markets.

ETFs are subject to additional risks that do not apply to conventional mutual funds, including the risks that the market price of an ETF's shares may trade at a premium or discount to its net asset value, an active secondary trading market may not develop or be maintained, or trading may be halted by the exchange in which they trade, which may impact an ETF's ability to sell its shares. Shares of any ETF are bought and sold at market price (not NAV) and are not individually redeemed from the ETF. Brokerage commissions will reduce returns.

Active share is the percentage of a portfolio's holdings that deviate from its benchmark index. **Net asset value (NAV)** is value of a fund's assets minus its liabilities. Dividing by the total shares outstanding results in NAV per share. **Price-to-book ratio (P/B)** compares a company's stock price to its book value per share. **Price-to-earnings ratio (P/E ratio)** compares a company's stock price to its earnings per share.

MSCI World Index (Net) measures the performance of large and midcap equities across developed markets countries. A net-return index tracks price changes and reinvestment of distribution income net of withholding taxes.

Indexes are unmanaged and do not incur management fees or other operating expenses. One cannot invest directly in an index.

Investors should consider the investment objectives, risks, and charges and expenses of the First Eagle ETFs carefully before investing. The prospectus and summary prospectus contain this and other information about our funds and may be obtained by visiting our website at www.firsteagle.com or calling us at 800-617-0004. The prospectus or summary prospectus should be read carefully before investing.

First Eagle Investments is the brand name for First Eagle Investment Management, LLC and its subsidiary investment advisers. First Eagle ETFs are distributed by **Quasar Distributors, LLC**.
©2026 First Eagle Investment Management, LLC. All rights reserved. E-FS-EGE-FCTSHT-P-LT